



WELL-BEING RANGE

WELLNESS BATHTUBS



OUR APPROACH

WELLNESS BATHTUBS

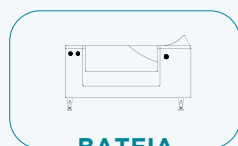
medical well-being by SC Productions

Our range of wellness bathtubs has been designed to make bathing dependent and disoriented people easier.

Our bathtubs are suited to healthcare facilities that wish to provide **comfort and relaxation to their residents**. The bathing experience can be enhanced with natural therapies, all optional.

Our approach allows you to design the perfect wellness space, suitable to your own specific needs. Our team of experts will help you through the process, **in 5 steps**:

- ① Choose among our 4 tubs:



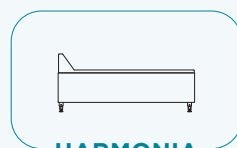
BATEIA
Walk-in tub



INDRA
Anatomically designed tub



LANIRA
rounded shape



HARMONIA
Extra-long tub

- ② **Choose your balneotherapy.**
- ③ **Choose your natural therapies :**
chromotherapy, aromatherapy, musicotherapy.
- ④ **Customize your tube** and choose among 6 different prints.
- ⑤ Choose your options and accessories.



«Well-being» medicalized bathtubs

French quality
by **SC Productions**

Our bathtubs are manufactured in our own production plant, located in the North of France. It is a pledge of quality and of innovation for unique tubs, made in France.

QUALITY

We use the finest and sturdiest materials to ensure that our tubs are top of the range. The range complies with the current French and European standards.

EXPERTISE

Our team of experts has been designing bathtubs for a very long time. We work closely with our medical partners to provide suitable solutions both for the bather and the caregiver.

WELL-BEING

One of our main focus is to improve the working conditions of the healthcare staff and to provide better care to the residents. Our bathtubs are therefore specifically designed to promote the well-being and the sensory stimulation of the residents as well as the use of alternative natural therapies.

BATEIA

ACCESSIBLE AND SAFE

BATEIA is a walk-in and non-reclining tub, **which features a retractable door**, allowing easy and safe side access.

Bateia will meet all your needs with regards to quality, safety, and work ergonomics.



The door is retractable and automated



Compatible with :



Stand-aids



Ceiling hoists



Floor lifters



Walkers

Batania



Technical informations

⚖ 210 Kg

💧 178 L

Outside dimensions : L.1712 x l.610 x H.1205 mm

Inside dimensions : L.1515 x l.440 x P.860 mm

Height : from 860 mm to 1160 mm

Lifting height when the door is open : from 530 mm to 830 mm

Materials	<ul style="list-style-type: none"> Anatomically designed tub made of fiberglass polyester and anti-bacterial gel coat, with built-in, ergonomic seat. Stainless steel frame with high-performance anti-corrosive treatment.
Technical details	<ul style="list-style-type: none"> Safety solenoid valve for the door Security system for automatic locking of the door Anti-scalding protection with temperature lock at 38°C
Connection	<ul style="list-style-type: none"> Hot and cold water : 1/4 turn 1/2" valve- standard thermostatic mixer taps Power supply : 230 V - 16A fuse (10A without balneotherapy) - circuit breaker 30 mA
Standards	<ul style="list-style-type: none"> Marquage CE 93/42 MDD Directive «Machines» 89/392 CEE Directive «Basse tension» 73/23 CEE Normes CE EN 809 (sécurité des pompes et groupes motopompes pour liquides) EN 292 T1 et T2, EN 294, EN 349 (sécurité des machines) EN 563 (sécurité des machines - températures des surfaces tangibles - Données ergonomiques pour la fixation de températures limites des surfaces chaudes)



Aromatherapy

Touch-sensitive controls :

- Balneotherapy and chromotherapy settings
- Digital water temperature display and disinfection gauge

LANIRA

DESIGN & WELL-BEING

Free-standing, Lanira can be placed in the middle of your wellness space, **allowing access from all around the tub** and making the bathing task easier. With its rounded shape, **residents will feel comfortable and safe, as if in a cocoon.**



Waterfall filling system



Aromatherapy



Built-in handshower



Symetrical tub allowing residents to lay either on the left or on the right side

Compatible with :



Ceiling hoists



Floor lifters



Novum 1000,

Lanira

Technical informations

250 Kg

297 L

Outside dimensions : L.1920 x l.920 x H.840 mm

Inside dimensions : L.1495 x l.500 x P.750 mm

Height : from 750 mm to 1050 mm

Materials	<ul style="list-style-type: none">Anatomically designed tub made of fiberglass polyester and anti-bacterial gel coat, with built-in, ergonomic seat.Stainless steel frame with high-performance anti-corrosive treatment.
Technical details	<ul style="list-style-type: none">Anti-scalding protection with temperature lock at 38°C
Connection	<ul style="list-style-type: none">Hot and cold water : 1/4 turn 1/2" valve - standard thermostatic mixer tapsPower supply : 230 V - 16A fuse (10A with no balneotherapy) - circuit breaker 30 mA
Standards	<ul style="list-style-type: none">Marquage CE 93/42 MDDDirective «Machines» 89/392 CEEDirective «Basse tension» 73/23 CEENormes CE EN 809 (sécurité des pompes et groupes motopompes pour liquides)EN 292 T1 et T2, EN 294, EN 349 (sécurité des machines)EN 563 (sécurité des machines - températures des surfaces tangibles - Données ergonomiques pour la fixation de températures limites des surfaces chaudes)



Air and water jets for balneotherapy, distributed all over the tub

User-friendly touch-sensitive controls, with backlight

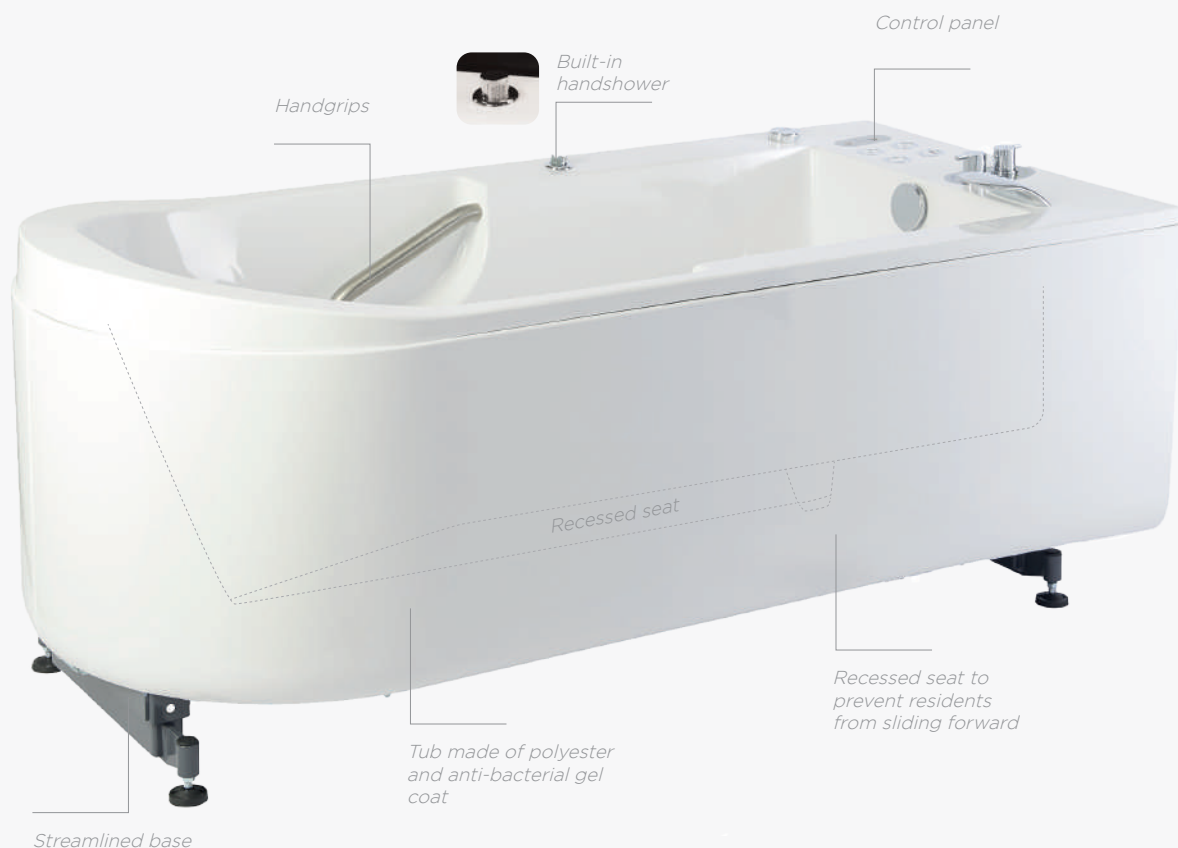


Adjustable Height

INDRA

STABILITY AND COMFORT

Indra is **anatomically shaped, with two handgrips and a recessed seating area**, providing stability and keeping the user safely seated during bathing.



Optional, adjustable footrest



Anatomically designed tub, with recessed seat, compatible with our transfer systems.

Compatible with :



Ceiling hoists



Floor lifters



Novum 1000



Technical informations

⚖ 182 Kg


💧 326 L

Outside dimensions : L.1560 x l.500 x H.730 mm

Inside dimensions : L.1560 x l.500 x P.730 mm

Height: from 730 mm to 1030 mm

Materials	<ul style="list-style-type: none"> Anatomically designed tub made of fiberglass polyester and anti-bacterial gel coat, with built-in, ergonomic seat. Stainless steel frame with high-performance anti-corrosive treatment.
Technical details	<ul style="list-style-type: none"> Anti-scalding protection with temperature lock at 38°C The seat is recessed and the legs are raised, providing great stability for the resident.
Connection	<ul style="list-style-type: none"> Hot and cold water : 1/4 turn 1/2" valve - standard thermostatic mixer taps Power supply : 230 V - 16A fuse (10A with no balneotherapy) - circuit breaker 30 mA
Standards	<ul style="list-style-type: none"> Marquage CE 93/42 MDD Directive «Machines» 89/392 CEE Directive «Basse tension» 73/23 CEE Normes CE EN 809 (sécurité des pompes et groupes motopompes pour liquides) EN 292 T1 et T2, EN 294, EN 349 (sécurité des machines) EN 563 (sécurité des machines - températures des surfaces tangibles - Données ergonomiques pour la fixation de températures limites des surfaces chaudes)



Mixer taps

Touch sensitive controls and auto-fill

HARMONIA

LYING DOWN WELL-BEING

Harmonia's long and wide tub allows residents to **fully lay in the bath and gives them complete freedom of movement.**



Compatible with :



Ceiling hoists



Floor lifters



Novum 1000,
sitted transfer



Novum 2000,
lying down transfer

Harmonia

Technical informations

200 Kg


400 L

Outside dimensions : L.2312 x l.840 x H.980 mm

Inside dimensions : L.1920 x l.670 x P.710 mm

Height : from 710 mm to 1010 mm

Materials	<ul style="list-style-type: none"> Anatomically designed tub made of fiberglass polyester and anti-bacterial gel coat, with built-in, ergonomic seat. Stainless steel frame with high-performance anti-corrosive treatment.
Technical details	<ul style="list-style-type: none"> Anti-scalding protection with temperature lock at 38°C
Connection	<ul style="list-style-type: none"> Hot and cold water : 1/4 turn 1/2" valve - standard thermostatic mixer taps Power supply : 230 V - 16A fuse (10A with no balneotherapy) - circuit breaker 30 mA
Standards	<ul style="list-style-type: none"> Marquage CE 93/42 MDD Directive «Machines» 89/392 CEE Directive «Basse tension» 73/23 CEE Normes CE EN 809 (sécurité des pompes et groupes motopompes pour liquides) EN 292 T1 et T2, EN 294, EN 349 (sécurité des machines) EN 563 (sécurité des machines - températures des surfaces tangibles - Données ergonomiques pour la fixation de températures limites des surfaces chaudes)



Chromotherapy

Touch sensitive controls and plumbing

Adjustable height



BALNEOTHERAPY

PEACE OF MIND AND BODY

Water jets or air spa balneotherapy provides a repairing body massage and a deep relaxation. It promotes muscle relaxation and stimulates blood circulation as well as lymphatic drainage.



The use of AIR for relaxing and stimulating benefits

The nozzle jets, distributed all over the tub, send warm air bubbles, massaging the legs from hip to toes.

The use of WATER to massage specific areas of the body

Pressure-adjustable water nozzles are placed strategically to shoot water directly onto the lower back, the legs, and the bottom of the feet.

THE MOST

QUIET



WARM AIR

AUTOMATIC DINSINFECTION SYSTEM

All bathtubs are equipped with the FLASH disinfection system. After the bath is over, the disinfection process will start automatically and will run through all the internal pipework. The system is designed to avoid cross-contamination.

BALNEOTHERAPY OPTIONS

Choose your own balneotherapy

SC Productions lets you choose among different balneotherapy options: water jets, air jets, or a combination of both.

ZEN

- 2 rotating water jets on the feet area
- 36 small water jets on the back of the tub
- at the bottom of the tub for the legs
- 10 water jets at the bottom of the tub
- Continuous and alternative jet program
- Separated or combined air and water system
- Quiet system




AIR LISSE

- Quiet whirlpool bath
- 24 small air jets extra-thins
- Distribution of bubbles throughout the tub
- Quiet system



REVA

- 6 lateral water jets
- Simple setting with power gradation
- Continuous and alternative jet program



PACK PRIMA AIR

- 10 nozzles
- Continuous program
- Air heater
- + 7 colors chromotherapy



SC Productions advices

to go with your balneotherapy



SC Productions offers you a wellness box with an essential oils kit and a guide designed by our aromatherapy and chromotherapy trainers.

AROMATHERAPY



It uses essential oils to treat pathologies.

Each oil has a specific signature to act on emotional disorders: stress, anxiety, etc.

The oils are diffused through the ventilation system of the bathtub, without any contact with the skin.

TRAIN YOURSELF TO AROMATHERAPY !

Easy-to-use skin and olfactory recipes to offer care tailored to your patients. **SC Productions offers you an exclusive ventilation distribution system.**

CHROMOTHERAPY

Our guide suggests colorful atmospheres to promote relaxation, letting go, serenity or stimulation.

- **Scroll of 256 colors.**
- **Projection in the bath area.**
- **Individualized programs.**



MUSICOTHERAPY



CUSTOMIZE YOUR TREATMENTS ATMOSPHERE !

Vibration module integrated in the tub which provides a massage by sound waves, offering a moment of relaxation and harmony for body and mind.

The low frequency vibrations in the water provide a sound wave massage and create a soothing atmosphere and a unique experience.

(Radio, USB port and Bluetooth system available).

Your project is unique



As a bathroom designer, we offer you tailor-made solutions to optimize workspaces according to your needs and the necessary equipment.

Our counsellors and our design office made up of architects are available to assist you: technical recommendations and advice in ergonomics, production of plans and 3D projections.

Our architect guide is available to help you with the layout of your bathroom spaces.

Customization

Choose your relaxation universe among our 6 prints!
Our serigraphy book is available on request.



«Zen» print
here on Bateia bathtub



«Jungle 1» print
here on Indra bathtub



«Graphic» print
here on Lanira bathtub

Comfort pack

4 accessories pack to adjust the position of your patient in the bath according to their morphology.



Headrest



Footrest



Adjustable
handgrip



Cushions



Z.I de la Rouge Porte
49 av. de Machelen - CS 10024
59431 HALLUIN Cedex.

Tél. : 03 20 28 04 28
Mail : info@sc-productions.fr

sc-productions.scemed.com